

## Junction Box Bracket Cable Management Dome Camera

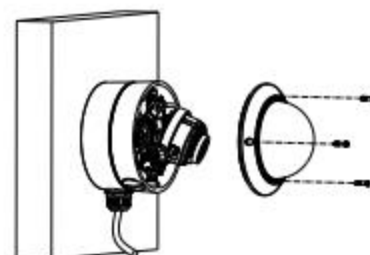
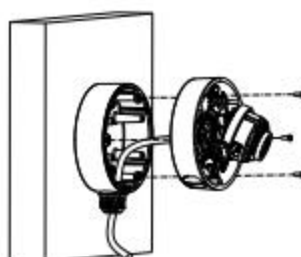
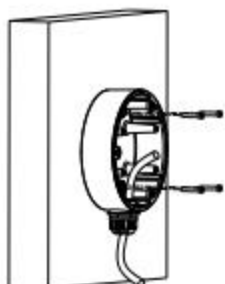


Compatible with cameras TVI-59, TVI-60, TVI-61, IP-05, and IP-06

<b>Model</b>	<b>MB-VSD-JB</b>
<b>PIC</b>	<b>BK-106</b>
<b>Color</b>	<b>White</b>
<b>Feature</b>	<b>Wall Mounting Bracket for Dome Camera</b>
<b>Material</b>	<b>Aluminum Alloy</b>
<b>Dimension</b>	<b>157 x 185 x 51.5mm</b>
<b>Weight</b>	<b>621g</b>

### Installation Step:

- ① Choose the appropriate wall to install the bracket and thread the cable
- ② Separate basement and dome of camera
- ③ Fix the basement of camera to bracket and thread the cable
- ④ Adjust the angle of view, fix the lower case, and complete the installation



**Note:** The actual dome camera may vary from the picture above.