

Ceiling Mount Housing Cable Managed Plastic Bracket

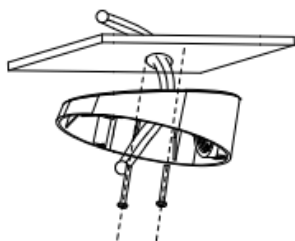


Compatible with cameras IP-01 and IP-03

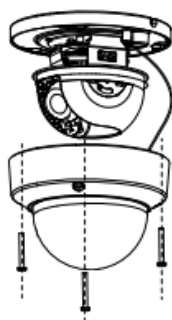
Model	MB-VF) -A
PIC	BK-102
Color	White
Feature	Suitable for mini dome camera Angle evaluation increased by 15°
Material	ABS+PC
Dimension	Φ111 X 39.22mm (Φ4.37''×1.54'')
Weight	200g

Installation steps:

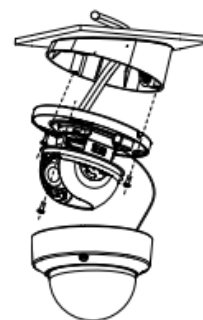
- ① Select suitable wall to install the bracket and wire.



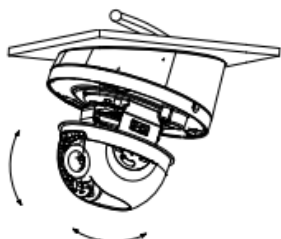
- ② Loosen the tightening screw and take down the housing.



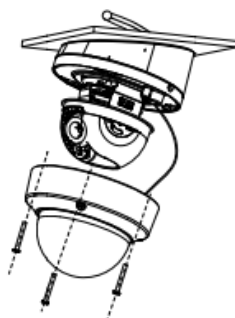
- ③ Install the dome core to the gang box, wire and lock the screw.



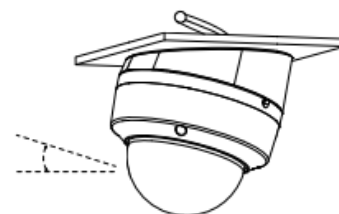
- ④ Adjust the angle through the 3-axis adjustment structure.



- ⑤ Install the housing and lock the screws.



- ⑥ Finish the installation.



Remark: Appearance of Installation steps is for reference only